



TOURNAMENT BRACKET GENERATOR

VERSION 1.0

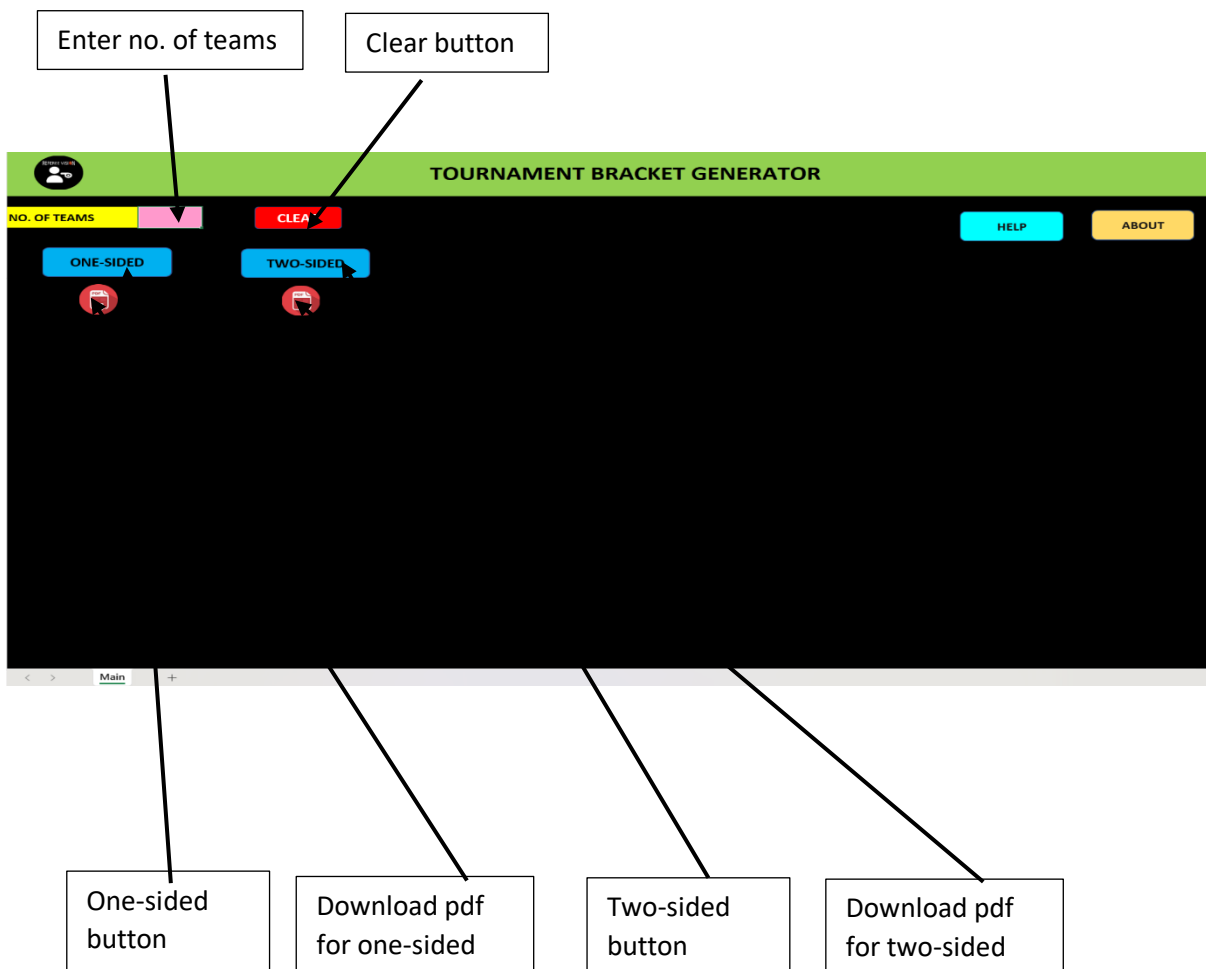
ABOUT:

Several tournaments across the world are conducted in the knock-out or league format. For tournaments being conducted in knock-out format, the tournament bracket generator comes as a boon as the rigorous process of bracket creation and team allotment as per seeding are being simplified and can be completed with a few simple steps once we have the teams seeded.

With ready to fill brackets, the age old problem of drafting the right brackets and allotting teams in the correct place is resolved. Even a lay man may easily draft a quick knockout tournament with the list of teams.

Currently the tool supports only up to 64 teams and can be used either on desktop or laptop.

INTERFACE:



USAGE PROCEDURE:

1. Enter the no. of teams in the below box

NO. OF TEAMS	
--------------	--

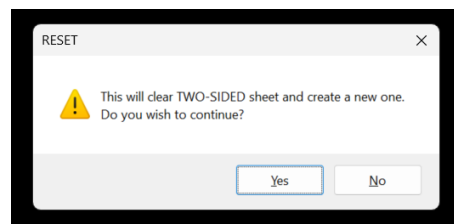
2. Click ONE-SIDED or TWO-SIDED button based on requirement

(One-sided will create the brackets with all teams on one side.

Two-sided will split the no. of teams and create brackets for one-half from right side and second half from left side.)



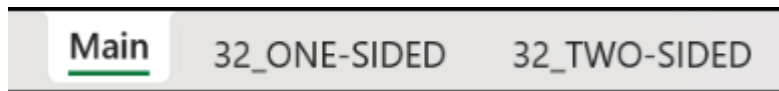
3. This will open a message box with options YES & NO



- a. Clicking **YES** will delete any existing sheet with same value for no.of teams and create a new one.

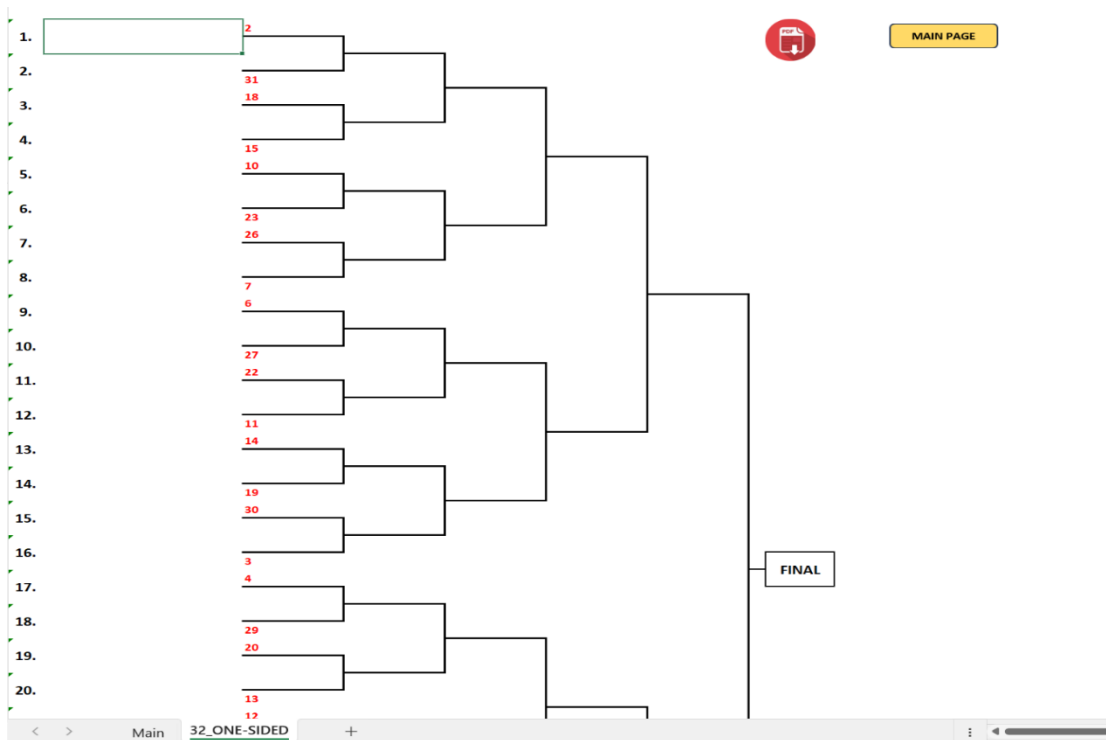
The new sheet will be created in the format

(No. of teams)_ONE-SIDED or (No. of teams)_TWO-SIDED



- b. Clicking **NO** will not create a new sheet.

4. A one-sided sheet for 32 teams will look like below

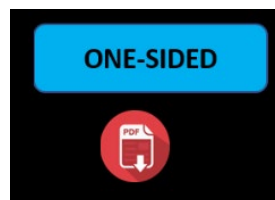


The team names and timings can be filled in the slots on the sheet.

The pdf for the same can be downloaded by clicking on the download pdf button.



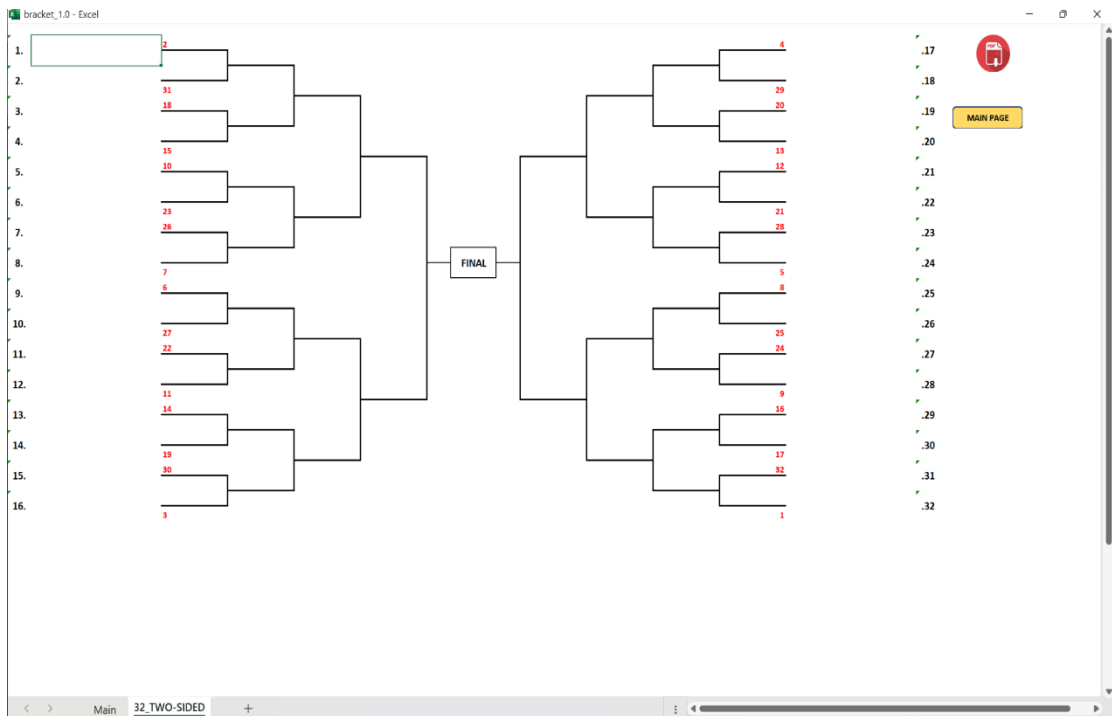
The pdf can also be download by clicking on download pdf button under the ONE-SIDED button on the Main page.



Clicking on the pdf icon will create the pdf sheet in *portrait* mode.

Clicking on the Main Page  will take you back to the Main sheet

5. A two-sided sheet for 32 teams will look like below

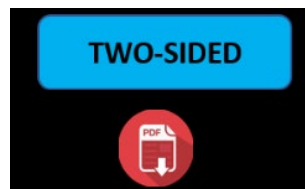


The team names and timings can be filled in the slots on the sheet.

The pdf for the same can be downloaded by clicking on the download pdf button.



The pdf can also be download by clicking on download pdf button under the TWO - SIDED button on the Main page.



Clicking on the pdf icon will create the pdf sheet in *landscape* mode.

Clicking on the Main Page  will take you back to the Main sheet